



DISASTER PERCEPTIONS AND PREPAREDNESS

April 2006

- **Californians think that it is likely a disaster will affect them.**

Seven in 10 Californians think it is very (32%) or somewhat (41%) likely that their part of California will experience a disaster, such as a major earthquake, in the next 10 years. Only one in four Californians think it is not too (18%) or not at all (6%) likely that a disaster will occur. Residents in the San Francisco Bay Area and Los Angeles areas are the most inclined to say a disaster is very likely. Latinos are somewhat more inclined than whites (36% to 29%) to say a disaster is very likely.

- **Californians are worried about the personal effects of disasters.**

Nearly six in 10 Californians are either very worried (20%) or somewhat worried (37%) that they or a member of their household will experience personal injury, property damage, or a major disruption of their routine in the event of a disaster such as a major earthquake. Four in 10 adults report being either not too (30%) or not at all worried (12%). Across the state, the percentage of those very worried is highest in Los Angeles. Latinos (43%) are more likely than whites (9%) to be very worried.

- **Most Californians have limited knowledge about preparing for a disaster.**

When asked how much they know about steps they can take to prepare for a disaster such as a major earthquake, only three in 10 Californians (29%) say they are very knowledgeable, while half (52%) claim to be somewhat knowledgeable. Fewer than one in five residents admits to being not too (11%) or not at all (6%) knowledgeable about this subject. Knowledge of disaster preparedness is somewhat higher among residents of the San Francisco Bay Area, the Other Southern California region, and Los Angeles than among residents of the Central Valley. Whites (35%) are more likely than Latinos (17%) to say they are very knowledgeable about how to prepare for a disaster.

- **Californians are more likely to have a disaster supplies kit than a definite disaster plan.**

Today, six in 10 Californians say they have a disaster supplies kit, while four in 10 do not. Residents of Los Angeles and the Other Southern California region are more likely than others to have a disaster supplies kit, and whites (63%) are more likely than Latinos (55%). More than half of Californians say they do not have a definite disaster plan, although residents in the Other Southern California region are more likely than others to have a plan. Whites (51%) are more likely than Latinos (37%) to have a definite plan. Disaster preparedness increases with age, education, and income.

- **Californians have less confidence in the federal government than in state government.**

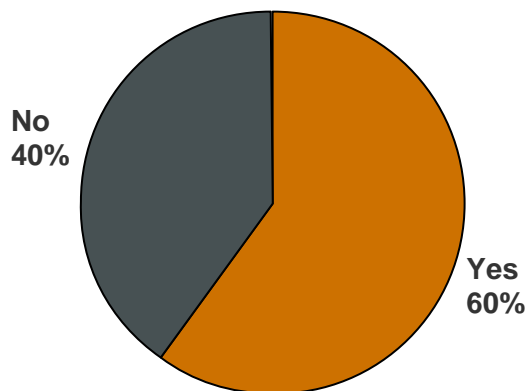
Only four in 10 Californians express at least some confidence in the federal government's readiness to respond to disasters, such as a major earthquake in California, while 58 percent say they have very little or no confidence. Republicans (57%) are more likely than independents (36%) or Democrats (29%) to have at least some confidence. Residents in Other Southern California have the most confidence in the federal government, while residents of the San Francisco Bay Area have the least. In keeping with their negative opinion of the federal government, only 28 percent of Californians approve of President Bush's handling of disaster preparedness, while 65 percent disapprove. Californians express greater confidence in their state and local governments, with 59 percent of adults saying they have some (46%) or a great deal (13%) of confidence in state agencies' readiness to respond to disasters. Majorities in all political, demographic, and regional groups express at least some confidence in their state and local governments.

- **About half of Californians are willing to pay more taxes for disaster preparedness.**

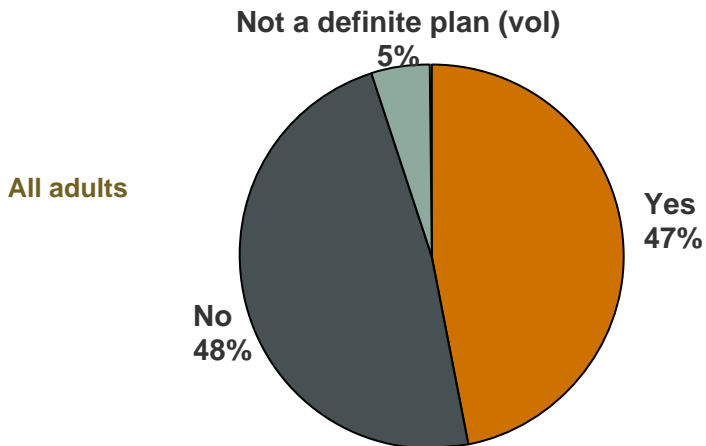
A majority of Californians (54%) and likely voters (51%) support a one-quarter cent state sales tax increase to pay for disaster preparedness and planning. Most Democrats (58%) and independents (53%) are in favor of the state sales tax increase, while most Republicans (55%) are opposed. Support is higher among Latinos (69%) than whites (49%). Majorities across all regions favor such a tax.

Does your household have a...?

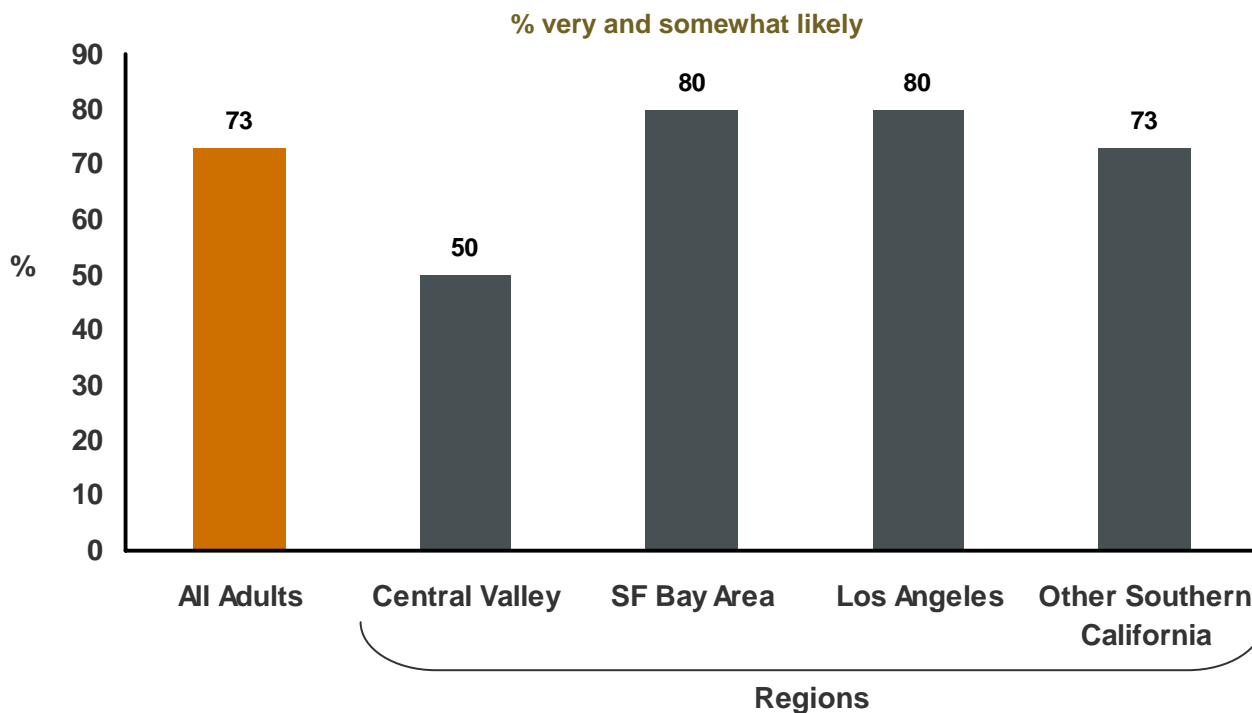
Disaster supplies kit equipped with food, water, & other essential supplies?



Definite disaster plan in case of an earthquake, flood, or other disaster?



How likely do you think it is that your part of California will experience a disaster, such as a major earthquake, in the next 10 years?



Disaster Perceptions and Preparedness

		All Adults	Region			
			SF Bay Area	Los Angeles	Other Southern California	Central Valley
How likely do you think it is that your part of California will experience a disaster, such as a major earthquake, in the next 10 years?	Very likely	32%	34%	38%	31%	20%
	Somewhat likely	41	46	42	42	30
	Not too likely	18	14	10	18	34
	Not at all likely	6	2	3	4	15
	Don't know	3	4	7	5	1
How worried are you that you and the members of your household will experience personal injury, property damage or a major disruption of your routine if there is a disaster, such as a major earthquake?	Very worried	20	17	26	18	19
	Somewhat worried	37	40	39	37	31
	Not too worried	30	29	24	32	33
	Not at all worried	12	12	9	12	16
	Don't know	1	2	2	1	1
How knowledgeable would you say you are about steps you can take to prepare for a disaster, such as a major earthquake?	Very knowledgeable	29	30	28	30	23
	Somewhat knowledgeable	52	55	50	54	55
	Not too knowledgeable	11	10	12	11	11
	Not at all knowledgeable	6	4	8	5	10
	Don't know	2	1	2	0	1
Does your household have a disaster supplies kit equipped with food, water, and other essential supplies?	Yes	60	58	61	64	52
	No	40	42	39	36	48
Does your household have a definite disaster plan in case of an earthquake, flood, or other disaster?	Yes	47	44	45	54	41
	No	48	50	51	42	55
	Not a definite plan (vol)	5	6	4	5	4
How much confidence do you have in the federal government in terms of its readiness to respond to disasters, such as a major earthquake in California—a great deal, some, very little, or none?	A great deal	9	5	8	12	10
	Some	32	26	33	35	33
	Very little	34	39	33	30	33
	None	24	29	24	20	22
	Don't know	1	1	2	3	2
How much confidence do you have in the state and local government in terms of their readiness to respond to disasters, such as a major earthquake in California—a great deal, some, very little, or none?	A great deal	13	11	13	15	14
	Some	46	45	48	47	43
	Very little	28	30	25	26	31
	None	11	12	12	11	10
	Don't know	2	2	2	1	2
Would you favor or oppose a one-quarter cent state sales tax increase to pay for disaster preparedness and planning efforts?	Favor	54	52	57	54	55
	Oppose	41	45	39	41	41
	Don't know	5	3	4	5	4

Source: PPIC Statewide Survey, March 2006; includes 2,002 adult residents with a margin +/- 2% margin of error. For a description of the regional breakdown please refer to page 19 of our March survey. Residents from other regions are included in the all adults column; however, sample sizes for these areas are not large enough to separately report.