

- **LATINOS SUPPORT A WOMAN'S RIGHT TO ABORTION, BUT MANY FAVOR RESTRICTIONS.**

California's Latinos and whites differ substantially on abortion policy. Although majorities in both groups oppose overturning the U.S. Supreme Court ruling in *Roe v. Wade*, opposition is weaker among Latinos than whites (55% to 73%). A majority of Latinos (52%) think the government should pass more laws restricting abortion, with a minority (45%) saying the government should not interfere. By contrast, whites by far prefer that the government not interfere (70%). Both groups favor one restriction, parental notification, but at much different levels (81% Latinos, 58% whites).

- **IMMIGRANT LATINOS DIFFER FROM U.S.-BORN LATINOS.**

Nearly seven in 10 U.S.-born Latinos (69%) do not want *Roe v. Wade* overturned, but immigrant Latinos are closely divided (45% overturn, 48% do not overturn). The two groups express nearly opposite views on the role of government in abortion access, with 65% of U.S.-born Latinos saying the government should not interfere and 62% of immigrant Latinos saying the government should impose more abortion restrictions.

- **LATINOS EXPRESS STRONG SUPPORT FOR GOVERNMENT FUNDING OF BIRTH CONTROL.**

Majorities of Californians believe access to birth control is very important in preventing unplanned pregnancies. Latinos are more likely than whites (59% to 40%) to know that the government currently funds birth control programs for lower-income residents and they are more likely to support government funding of birth control (86% to 72%) and family planning programs for lower-income residents (88% to 73%). They are far more likely than whites to support birth control programs for teens (81% to 63%). Latinos also express greater concern about the effect of state budget cuts on lower-income residents' access to birth control and family planning.

- **LATINOS ARE CONCERNED ABOUT TEEN PREGNANCY AND SUPPORT SEX EDUCATION.**

Latinos are about twice as likely as whites to identify teen pregnancy as a big problem in their region of the state (62% to 30%) and to say the rate of teen pregnancy has increased in the past few years (58% to 32%). Large majorities of both Latinos and whites believe sex education is an important preventive tool, but Latinos are more likely than whites (80% to 66%) to consider it very important to include in public school curriculum. Latinos are only somewhat less likely than whites (72% to 79%) to prefer comprehensive sex education over abstinence-only instruction.

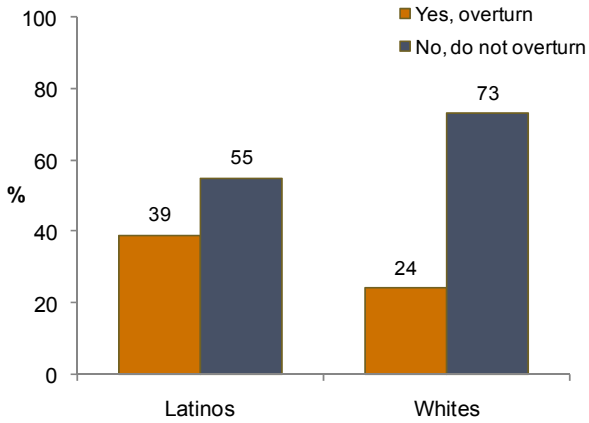
- **LATINOS ARE LESS TROUBLED BY PROJECTED POPULATION GROWTH.**

In the next 20 years, California's population is expected to grow by about 10 million people to 49 million, with births to residents the largest source of new population growth. Whites (61%) are most likely to identify immigration, not births, as the leading cause of population growth, with Latinos (35%) least likely. Most whites (63%) expect this growth to have negative consequences for them and their families but a plurality of Latinos (43%) think the growth will make no difference. As for growth in their own region, a majority of whites (55%) call it a problem, but an even stronger majority of Latinos (62%) say it is not. However, views among Latinos themselves differ: U.S.-born Latinos are more likely than immigrant Latinos to point to immigration as the leading cause of the state's population growth and to call growth a bad thing.

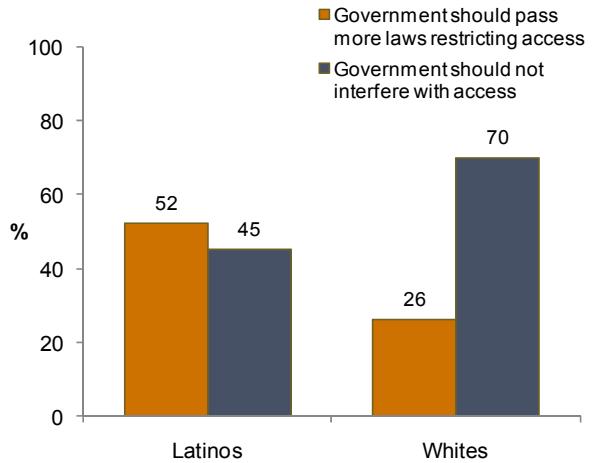


Latinos' Views on Population Issues

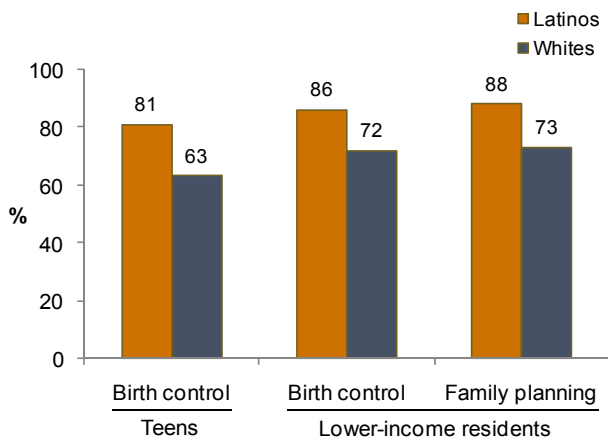
Should Supreme Court Completely Overturn *Roe v. Wade*?



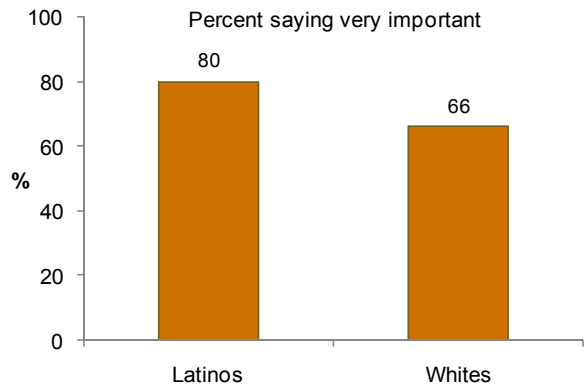
Government's Role on Abortion



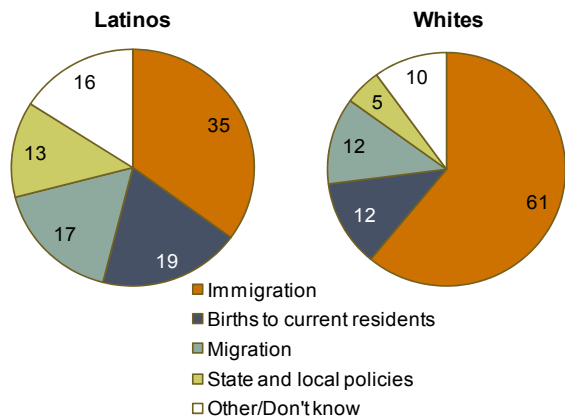
Support for Government Funding of...



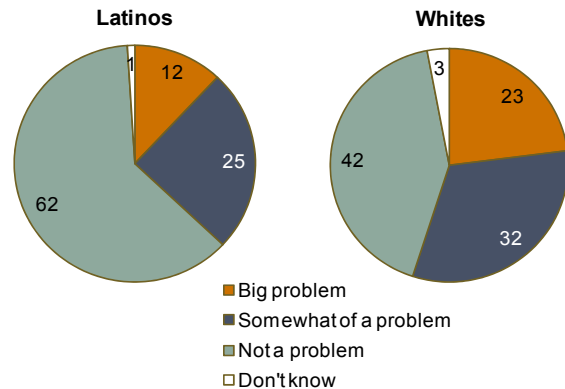
Importance of Including Sex Education in Local Public School Curriculum



Perceptions of Major Cause of State's Population Growth



Perceived Seriousness of Regional Population Growth



Sources: (1) California Department of Finance, Race/Ethnic Population with Age and Sex Detail, 2000–2050, July 2007. (2) PPIC Statewide Survey, Californians and Population Issues, February 2009, including 2,502 adults, 1,241 of whom identified as white and non-Hispanic and 801 of whom identified as Hispanic or Latino.

Contact: surveys@ppic.org

Supported with funding from The William and Flora Hewlett Foundation.