

MARCH 2008

■ **CALIFORNIA'S VOTER TURNOUT IN FEBRUARY 5 PRIMARY SETS A RECORD.**

The February 5th primary election included nearly 9.1 million California voters or 58 percent of the state's 15.7 million registered voters. In the March 2000 presidential primary (also a primary that did not include an incumbent candidate for president), 7.9 million out of 14.6 million registered voters (53.9%) turned out for the vote. Five million voters cast Democratic ballots (independents were allowed to vote the Democratic ballot), while 3.1 million Republicans cast Republican ballots.

■ **CLINTON DEFEATS OBAMA IN CALIFORNIA.**

Hillary Clinton defeated Barack Obama by 9 points (52% to 43%) in California's Democratic presidential primary. Clinton's strongholds were in more rural and inland areas of the state and in Los Angeles County (a heavily Latino area), while Obama was supported along the coast and in San Francisco County. According to exit polls, the two candidates received about equal support among white voters, men, and young voters. However, Clinton won by a wide margin among women (59% to 34%) and among Latinos (69% to 29%), while Obama received overwhelming support among black voters (78%) and was also more popular among affluent voters.

■ **MCCAIN PREVAILS OVER ROMNEY AND HUCKABEE.**

On the Republican side, John McCain (42%) defeated Mitt Romney (35%) and Mike Huckabee (12%). McCain won in all but three counties – Fresno, Shasta, and Sierra – and received the plurality of votes among both men (43%) and women (37%). Romney was popular among voters who identify as very conservative. Evangelical voters were divided among Huckabee, McCain, and Romney.

■ **PROPOSITIONS 91 AND 92 – FUNDING MEASURES – END IN DEFEAT.**

Proposition 91, the Transportation Funds Initiative Constitutional Amendment, was defeated by a wide margin (42% yes, 58% no). Majorities voted no in all of the state's counties. Proposition 92, the Community Colleges Funding Governance Fees Initiative Constitutional Amendment and Statute was also defeated by a wide margin (43% yes, 57% no). It suffered defeat in all counties except Imperial.

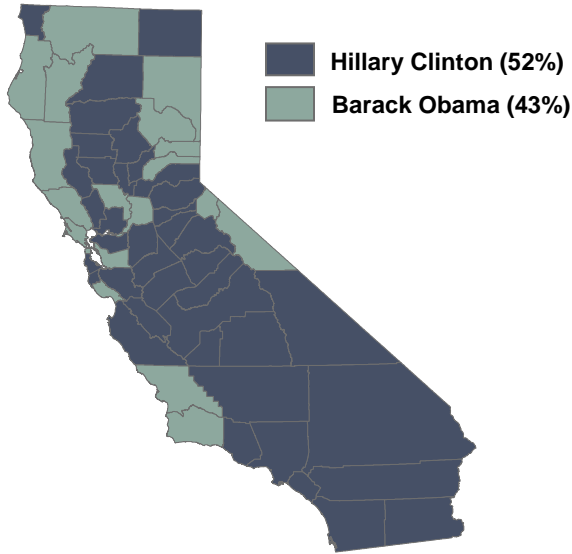
■ **PROPOSITION 93 – LIMITS ON LEGISLATORS' TERMS IN OFFICE – ALSO VOTED DOWN.**

Voters defeated Proposition 93, an effort to reform term limits, by 8 points (46% yes, 54% no). It was opposed in the major population centers of Sacramento, Los Angeles, Orange, and San Diego Counties, the Inland Empire, and the South and East San Francisco Bay Area; it received majority support in San Francisco County.

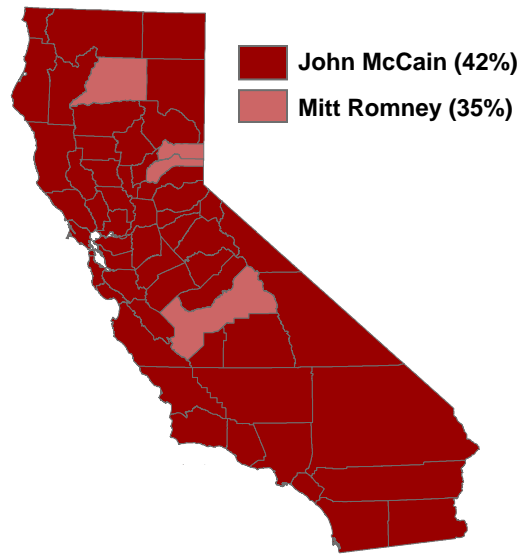
■ **PROPOSITIONS 94, 95, 96, AND 97 – INDIAN GAMING COMPACTS – THUMBS UP.**

Propositions 94 through 97 sought to amend present Indian gaming compacts to allow for more slot machines in casinos run by four Southern California tribes. All four propositions passed by a wide margin (56% yes, 44% no, in each case). Although these measures received support in Southern and Eastern California, voters in many parts of Northern California voted no.

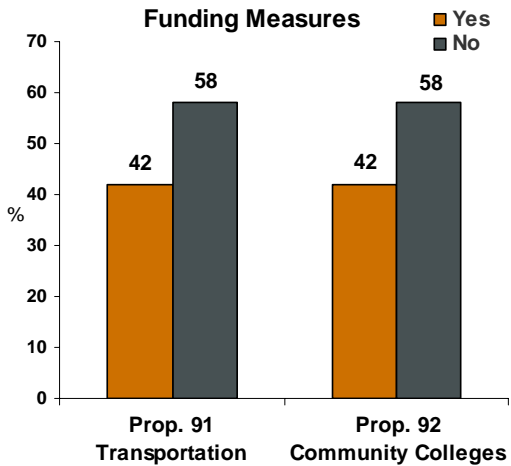
Democratic Presidential Primary by County



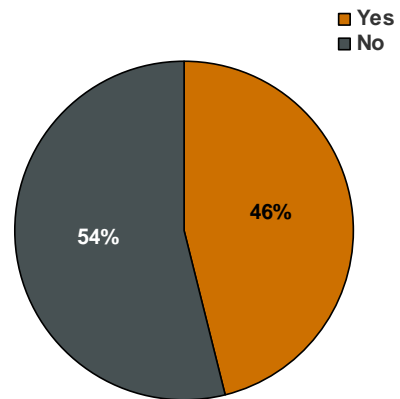
Republican Presidential Primary by County



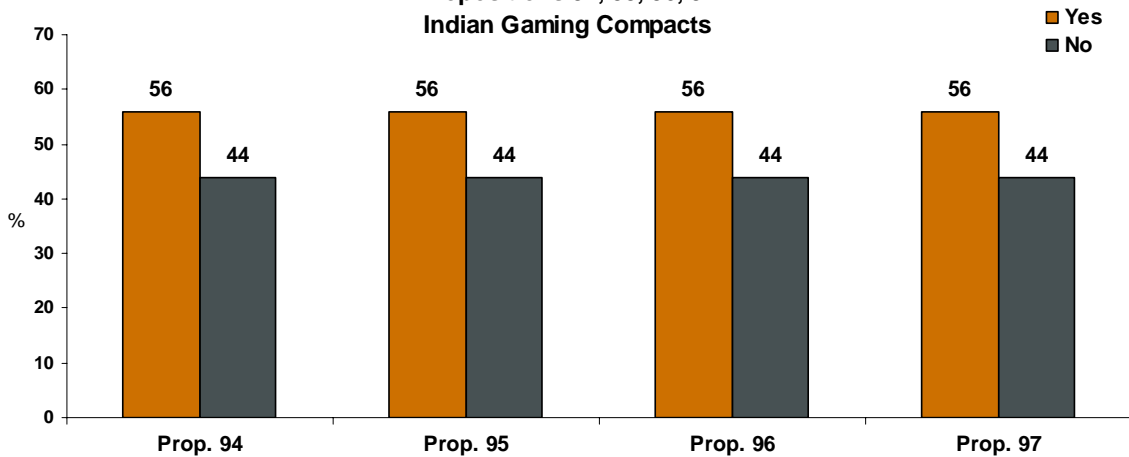
Propositions 91 and 92 Funding Measures



Proposition 93 Term Limits Reform



Propositions 94, 95, 96, 97 Indian Gaming Compacts



Sources: California Secretary of State (15-day Report of Registration, 1/22/08, for 2/05/08, Presidential Primary, Statement of Vote 3/15/08 for 2008 Primary Election, Statement of Vote, 3/7/00, for 2000 Primary Election) and California exit polls conducted by CNN, Associated Press, and Edison Media Research. Contact: surveys@ppic.org