



CALIFORNIA'S NOVEMBER 2006 ELECTION

December 2006

☛ **Democrats outnumber Republicans in voter registration and turnout at the polls.**

At the close of registration for the November 7th general election, 15.8 million Californians (69.9% of eligible adults) were registered to vote, with Democratic voters (42.5%) outnumbering Republican voters (34.3%) by eight percentage points, while 18.7 percent were registered as independents (“decline-to-state”) and 4.5 percent indicated other party affiliations. In PPIC’s post-election survey, Democrats outnumbered Republicans by ten points (47% to 37%). Overall turnout for this election was 54 percent of registered voters.

☛ **California voters reelect Governor and U.S. Senator.**

Despite the national Democratic wave, incumbent Republican Governor Arnold Schwarzenegger rode to an easy reelection victory over Democratic challenger Phil Angelides (55.9% to 39.0%). Angelides drew the most support from the San Francisco Bay Area and Los Angeles, and Schwarzenegger was favored elsewhere on the coast and in the inland regions. In the U.S. Senate race, incumbent Democrat Dianne Feinstein won in a landslide victory over Republican challenger Dick Mountjoy (59.5% to 35.1%). Feinstein led in the coastal regions, while Mountjoy’s support came from inland areas.

☛ **The governor’s “sequel” features few Republican co-stars.**

Despite Schwarzenegger’s strong showing at the polls, fellow Republicans enjoyed only one victory among the other six executive branch offices. Republican Steve Poizner defeated Democratic candidate Cruz Bustamante for Insurance Commissioner (50.9% to 38.6%). In the Lieutenant Governor’s race, Democratic candidate John Garamendi defeated Republican Tom McClintock (49.2% to 45.2%). Democratic candidate Debra Bowen defeated incumbent Republican Bruce McPherson for Secretary of State (48.3% to 45%). Democratic candidate John Chiang won over Republican Tony Strickland in the State Controller’s race (50.7% to 40.3%), and Democratic candidate Bill Lockyer defeated Republican Claude Parrish for State Treasurer (54.5% to 37.3%). Former Democratic Governor Jerry Brown defeated Republican Chuck Poochigian in the race for Attorney General (56.3% to 38.2%).

☛ **The status quo reigns in California’s congressional and state legislative delegations.**

California has 53 seats in the U.S. House of Representatives: 19 Republicans and 34 Democrats were elected to two-year terms, including the next Speaker, Nancy Pelosi. There were 51 incumbents in the U.S. House races, and 50 were reelected to another term. The Democrats picked up one House seat through the defeat of Congressman Richard Pombo. GOP candidates replaced GOP Congressmen in the two open seats. In the California legislature, all 80 of the two-year seats in the State Assembly, and 20 of the four-year seats in the 40-member State Senate, were up for election. There was no change in the partisan makeup of the Assembly (48 Democrats, 32 Republicans) or State Senate (25 Democrats, 15 Republicans). Incumbents won in all of the State Senate races (8) and Assembly races (44). There were 36 open seats in the State Assembly and 12 in the Senate.

☛ **Californians supported all five infrastructure bonds on the ballot ...**

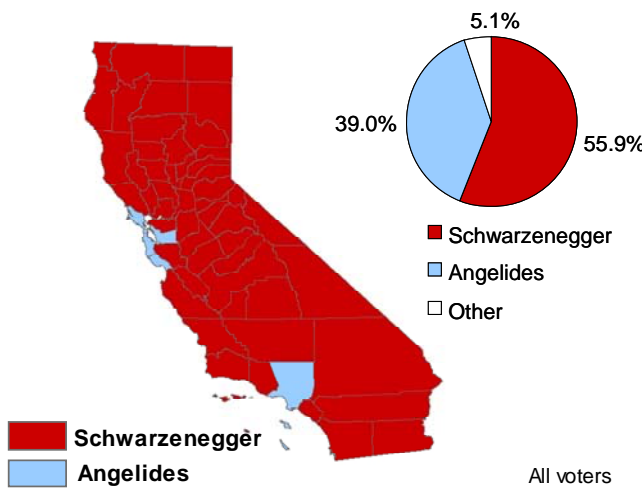
The \$37.3 billion bond infrastructure package placed on the ballot by the governor and legislature was a winner. Proposition 1E (disaster and floods: 64.2%) and 1B (transportation: 61.4%) had the greatest support, while voters also passed 1C (housing: 57.7%) and 1D (schools: 56.9%). Proposition 1A (transportation fund protection: 77%), placed on the ballot by the legislature, had the most votes. Proposition 84 (water and parks: 53.9%), a state bond that was a citizens’ initiative, was also a winner.

☛ **... But they rejected most of the citizens’ initiatives.**

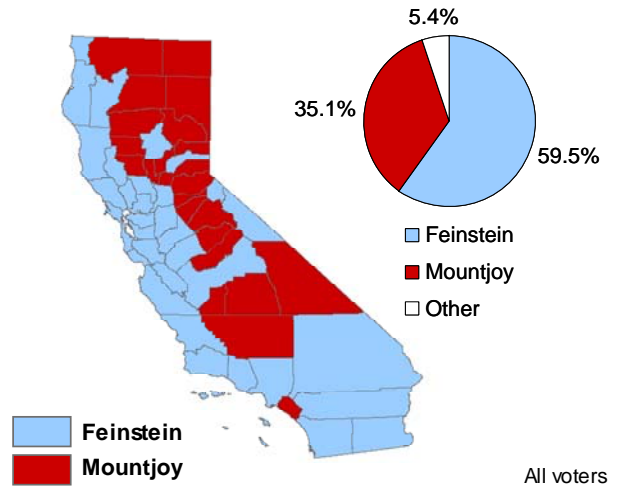
Six of the other initiatives failed; only one passed. Voters defeated Propositions 85 (parental notification of a minor’s abortion: 45.9%), 86 (cigarette tax: 48.2%), 87 (oil tax for alternative energy: 45.3%), 88 (parcel tax for education: 23.2%), 89 (public financing of campaigns: 25.6%), and 90 (eminent domain: 47.6%). Only Proposition 83 (sex offender reform: 70.6%) passed.

California's November 2006 Election

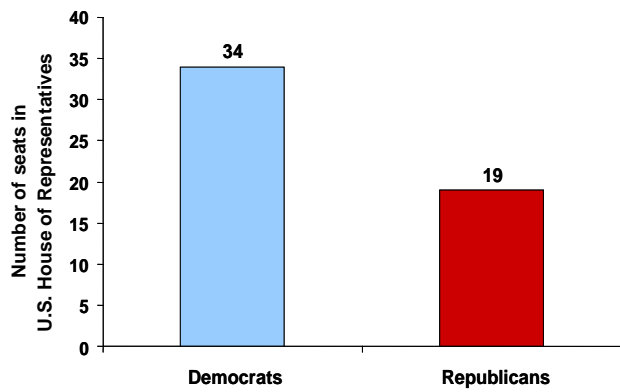
Gubernatorial Election



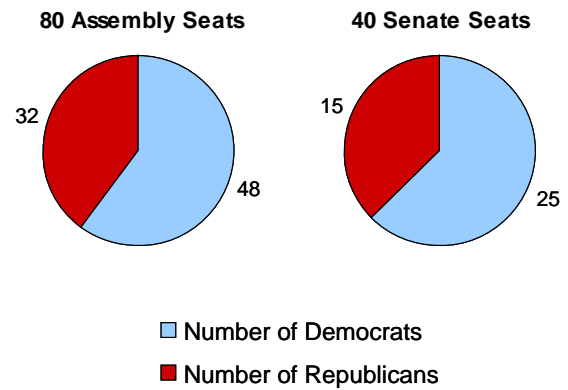
U.S. Senate Election



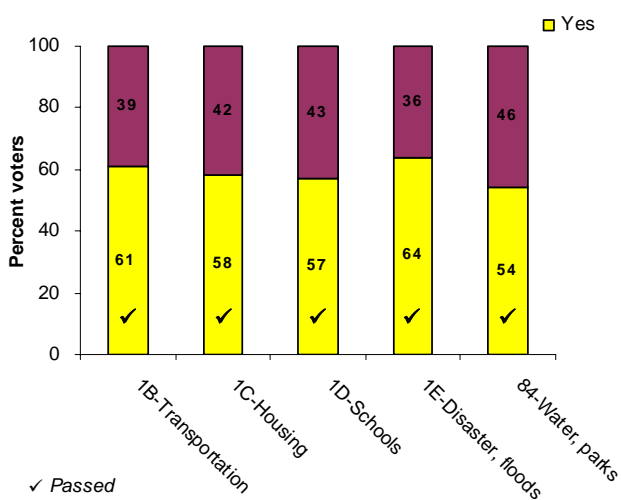
California Congressional Delegation



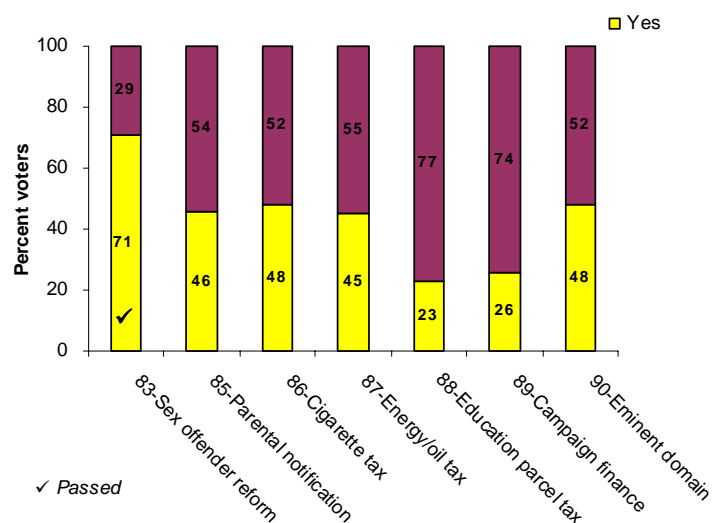
California State Legislature



Infrastructure Bonds



Citizens' Initiatives



Source: California Secretary of State, Elections Division, results as of November 28, 2006 and PPIC Statewide November 2006 Post Election Survey.