

- **REPUBLICANS MAKE HISTORIC GAINS NATIONWIDE ...**

Two years into Barack Obama's presidency, persistent economic hardship and voter discontent with government did not bode well for Democrats. Republicans took control of the U.S. House, picking up 63 seats (242 Republicans, 193 Democrats)—the largest turnover for either party since 1948. Democrats lost six Senate seats, but narrowly kept a majority (51 Democrats, 47 Republicans, 2 independents). Republicans (29) now hold more governorships than Democrats (20) after gaining six seats; one independent holds a governor's seat.
- **... BUT IN CALIFORNIA, DEMOCRATS WIN ALL EXECUTIVE BRANCH OFFICES.**

In the governor's race, Democrat Jerry Brown defeated Republican Meg Whitman by a 13-point margin (54% to 41%, 5% other). Brown won in the San Francisco Bay Area and Los Angeles; Whitman won in the Central Valley and Orange County. Democrats in other statewide races also won: Gavin Newsom (Lieutenant Governor), Debra Bowen (Secretary of State), John Chiang (Controller), Bill Lockyer (Treasurer), Kamala D. Harris (Attorney General), and Dave Jones (Insurance Commissioner). Tom Torlakson won the nonpartisan race for Superintendent of Public Instruction.
- **DEMOCRAT BARBARA BOXER KEEPS U.S SENATE SEAT; ALL HOUSE INCUMBENTS WIN.**

In the U.S. Senate race, incumbent Barbara Boxer (52%) beat Republican Carly Fiorina (42%) to earn a fourth term. Boxer won in virtually the same counties as Jerry Brown. As Democrats across the country lost House races, none of California's 53 seats switched parties (34 Democrats, 19 Republicans); just two seats were open. This was the last election involving Congressional districts drawn after the 2000 Census.
- **NO ANTI-INCUMBENT SENTIMENT IN STATE LEGISLATURE; DEMOCRATS PICK UP ASSEMBLY SEATS.**

Of the 40 state senate seats, 20 were up for election and two seats will have special elections in coming months. Democrats now hold 24 seats, and Republicans 14. No incumbent lost and no open seats switched parties. All 80 assembly seats (50 Democrats, 29 Republicans, 1 independent) were on the ballot; two open seats changed parties. Democrats now hold 52 seats, and Republicans 28.
- **FOUR OF NINE CITIZENS' INITIATIVES ON THE BALLOT PASS.**

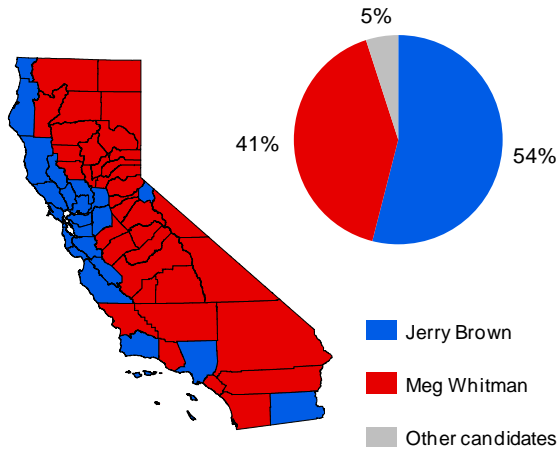
Voters passed Proposition 20, which expands the state redistricting commission to Congressional districts. Proposition 22, which prohibits the state from taking some local funds, also passed. Voters said yes to Proposition 25, which lowers the vote requirement to pass a state budget from two-thirds to a simple majority, and Proposition 26, which requires a two-thirds vote for some state and local fees. Propositions 19 (marijuana legalization), 21 (state park vehicle license fee), 23 (AB 32 suspension), 24 (business tax liability), and 27 (redistricting commission elimination), all failed.
- **VOTER REGISTRATION IS UP AND TURNOUT IS THE HIGHEST FOR A GUBERNATORIAL ELECTION SINCE 1994.**

Currently, 17.3 million Californians (73.4% of eligible voters) are registered. This number is up from 15.8 million (70%) in 2006, the last gubernatorial election, and 15.3 million (71.3%) in 2002. Democrats have a 13.1-point edge in registration over Republicans; the gap has widened from 8.2 points in 2006 and 9.4 points in 2002. A record 3.5 million (20.3%) are registered as independents, up from 3 million (18.7%) in 2006, and 2.3 million (15.2%) in 2002. Turnout (59.6%) this year is higher than in each gubernatorial election since 1994 (56.2% 2006, 50.6% 2002, 57.6% 1998, 60.5% 1994).

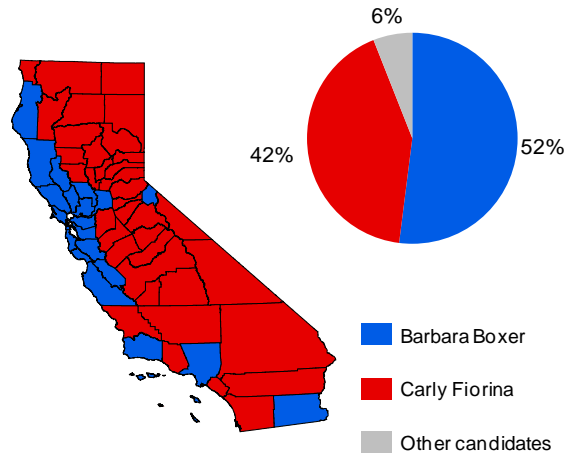


California's 2010 General Election

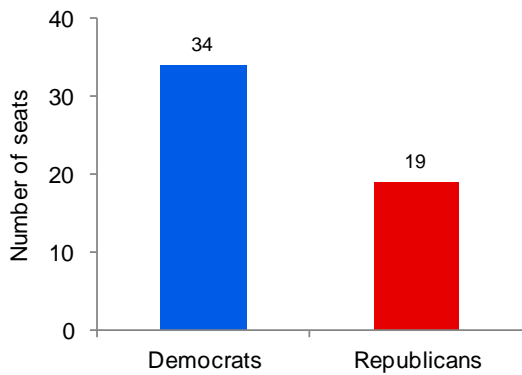
Governor's Race



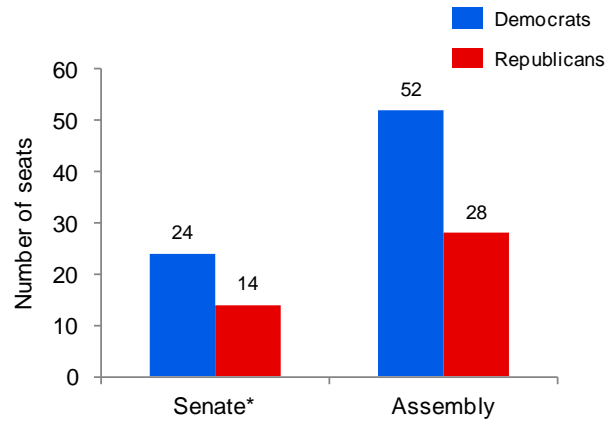
U.S. Senate Race



California U.S. House Seats

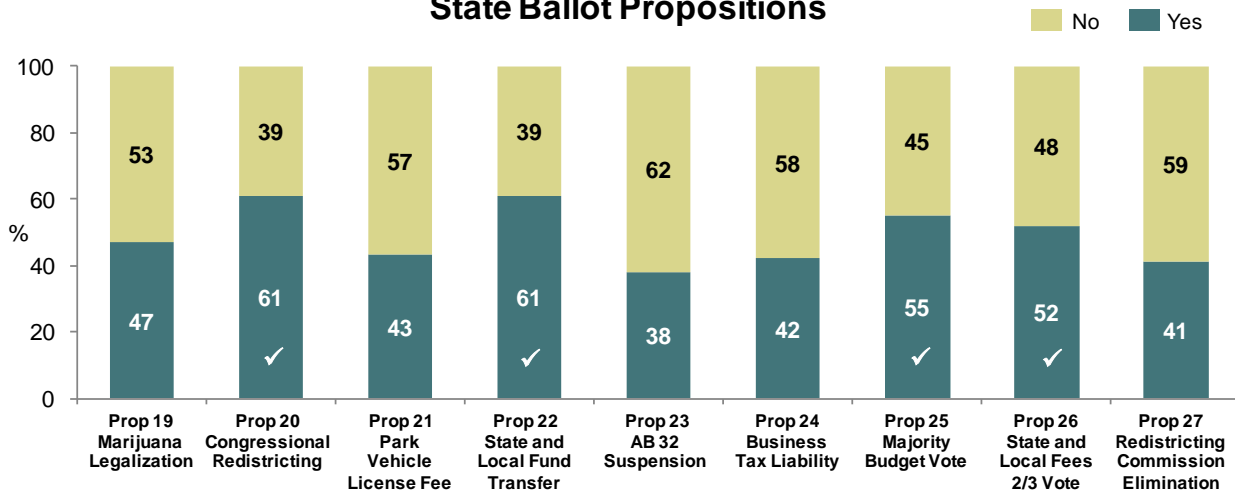


California State Legislature



*Two additional seats will soon have special elections

State Ballot Propositions



Source: California Secretary of State Statement of Vote November 2, 2010 General Election. *The New York Times* Election Results.

Contact: survey@ppic.org



PPIC

PUBLIC POLICY
INSTITUTE OF CALIFORNIA

www.ppic.org