



PPIC

PUBLIC POLICY
INSTITUTE OF CALIFORNIA

Pretrial Release in California

Technical Appendices

CONTENTS

Appendix A. Supplemental Figures	3
Figure A1	3
Figure A2	3
Figure A3	4
Figure A4	4
Appendix B. Multivariate Model of Pretrial Release	5
Table B1	6

Sonya Tafoya, Mia Bird, Viet Nguyen, and Ryken Grattet

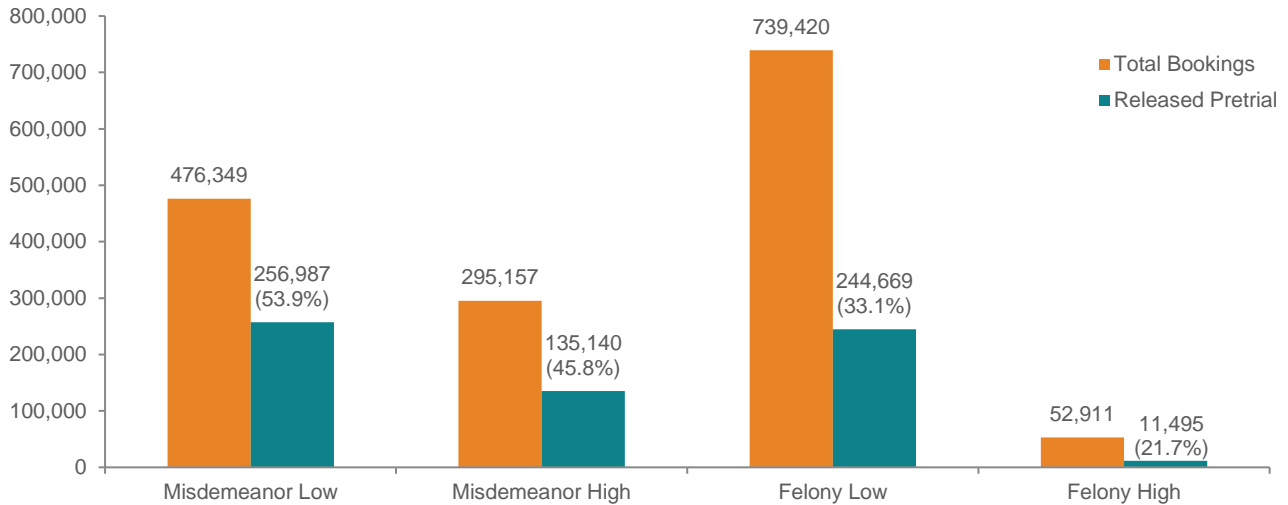
Supported with funding from the National Institute of Justice

This project was supported by Award No. 2013-R2-CX-0010, awarded by the National Institute of Justice, Office of Justice Programs, US Department of Justice. The opinions, findings, and conclusions or recommendations expressed in this publication are those of the authors and do not necessarily reflect those of the Department of Justice.

Appendix A. Supplemental Figures

FIGURE A1

Total bookings and pretrial releases by charge severity

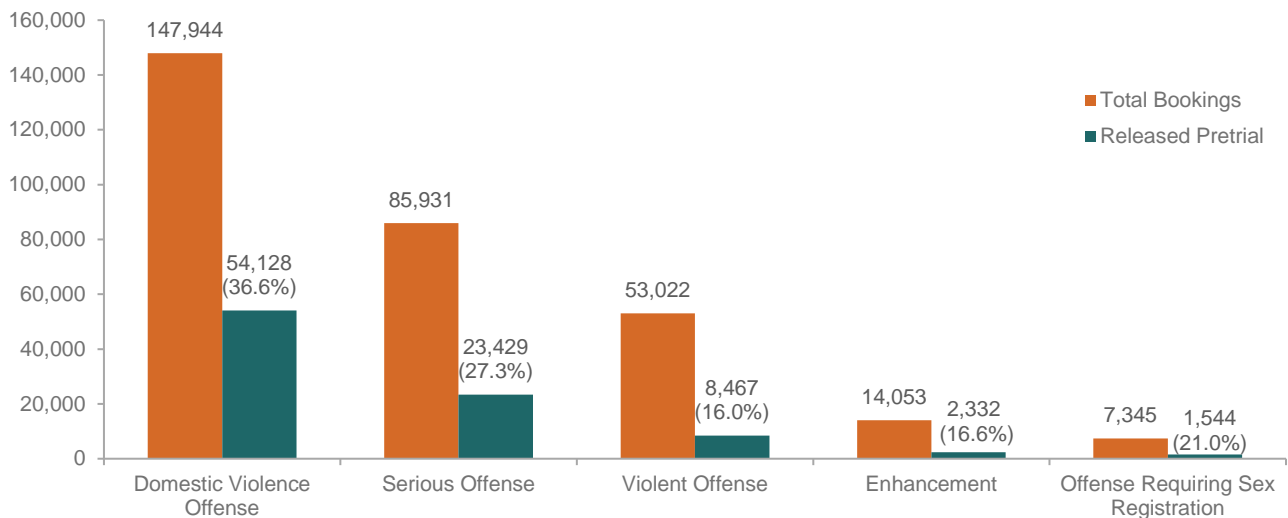


SOURCE: Author calculations based on the BSCC–PPIC Multi-County Study data (October 2011–October 2015). Offense severity categories are based on the California Department of Justice offense hierarchy.

NOTES: This chart includes data from the following counties: Contra Costa, Fresno, Humboldt, Kern, Los Angeles, Orange, Sacramento, San Bernardino, San Francisco, Shasta, and Stanislaus. The categories of charge severity are based on the charge level of the most serious offense (misdemeanor, felony) and the rank of that offense in the California Department of Justice seriousness hierarchy.

FIGURE A2

Total bookings and pretrial releases by specific classes of offenses

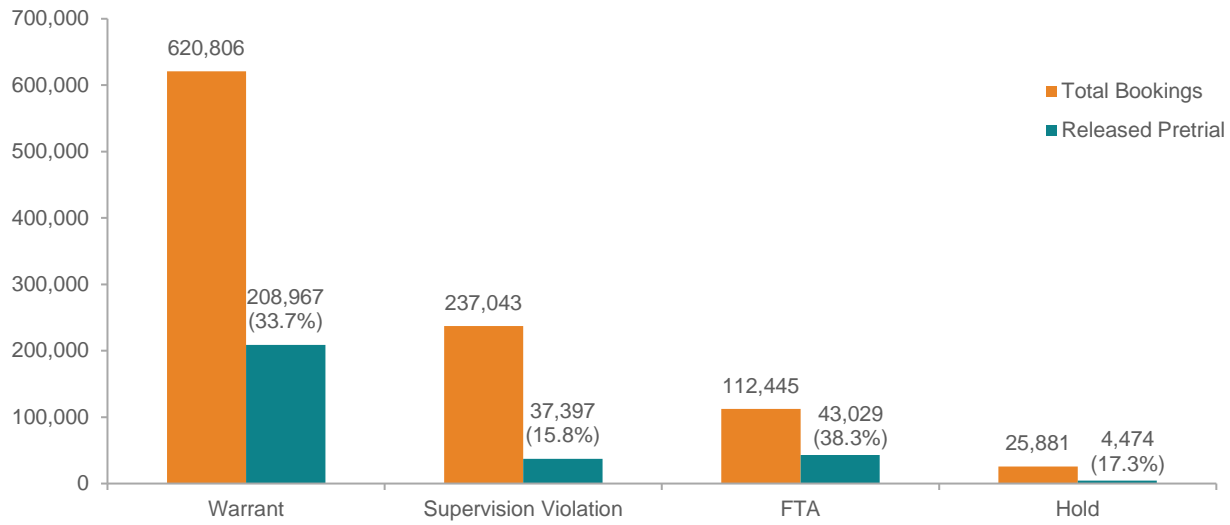


SOURCE: Author calculations based on the BSCC–PPIC Multi-County Study data (October 2011–October 2015).

NOTE: This chart includes data from the following counties: Contra Costa, Fresno, Humboldt, Kern, Los Angeles, Orange, Sacramento, San Bernardino, San Francisco, Shasta, and Stanislaus.

FIGURE A3

Total bookings and pretrial release rates by booking factors

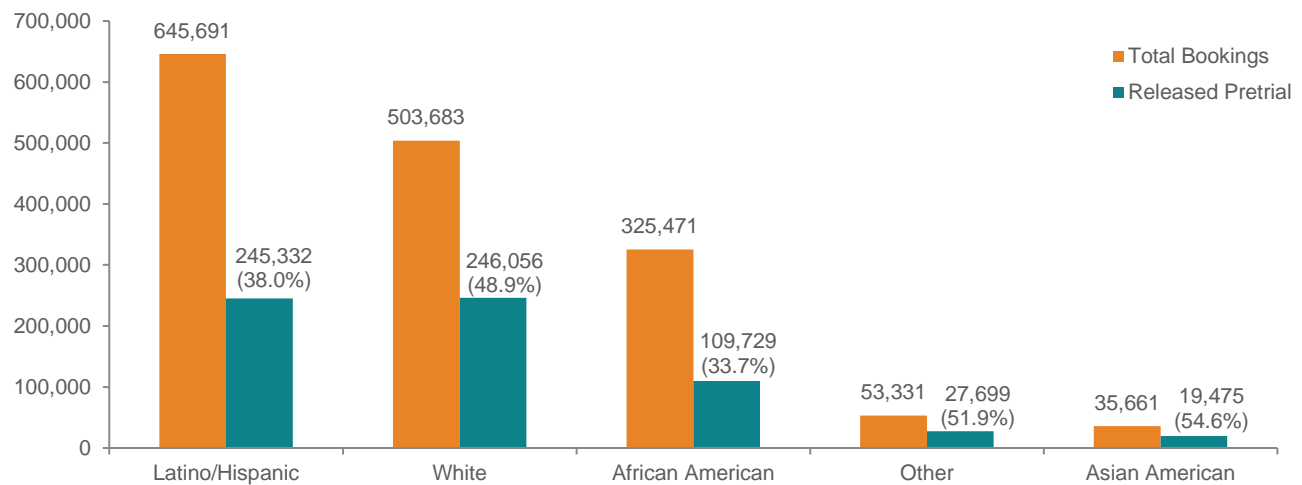


SOURCE: Author calculations based on the BSCC–PPIC Multi-County Study data (October 2011–October 2015).

NOTE: This chart includes data from the following counties: Contra Costa, Fresno, Humboldt, Kern, Los Angeles, Orange, Sacramento, San Bernardino, San Francisco, Shasta, and Stanislaus. These booking factors are not mutually exclusive.

FIGURE A4

Total booking and pretrial releases by race/ethnic group



SOURCE: Author calculations based on the BSCC–PPIC Multi-County Study data (October 2011–October 2015).

NOTE: This chart includes data from the following counties: Contra Costa, Fresno, Humboldt, Kern, Los Angeles, Orange, Sacramento, San Bernardino, San Francisco, Shasta, and Stanislaus.

Appendix B. Multivariate Model of Pretrial Release

We use a linear probability model to estimate the relationship between the likelihood of pretrial release and the factors discussed in this report, including offense characteristics, booking factors, demographic factors, and month and county of booking. We are not able to include criminal history information in this analysis because these data are not currently available. If criminal history factors were included, the magnitude and significance of the regression coefficients may change.

Table B1 presents results of our analysis using three model specifications. Model 1 presents coefficient estimates for offense characteristics, booking factors, and demographic factors. Model 2 also includes monthly fixed effects, which are meant to control for changes in pretrial release over time. In Model 3, county fixed effects are introduced to control for the factors that we cannot observe directly in our data that relate to unique features of counties that are stable throughout the time period. We draw the findings presented in the report from this final model. For ease of interpretation, linear probability model results are presented here. These findings are consistent with those produced using logistic regression.

Offense characteristics include charge severity and offense class. Charge severity is based on the charge level of the most serious offense (misdemeanor, felony) and the rank of that offense in the California Department of Justice seriousness hierarchy. Offense classes include: domestic violence defined narrowly as domestic battery, corporal injury to a spouse or cohabitant, and violation of a restraining or protective order; serious offenses pursuant to Penal Code §1192.7(c); violent offenses pursuant to Penal Code §667.5(c); offenses requiring registration as a sex offender pursuant to Penal Code §290; and enhancements. An enhancement is a fact related to a specific charge that increases the possible penalty. Enhancement charge codes were drawn from the Superior Court of California, County of Monterey, [2016 Criminal Bail Schedule](#). These offense classes are not mutually exclusive and are flagged in all bookings in which there was at least one qualifying offense, even if it is not the offense with the highest severity.

Booking factors include: warrants, supervision violations, charges of failure to appear, and holds. Any booking associated with a warrant of any kind (arrest warrant, bench warrant, or other) was flagged. Similarly, any parole or probation violation associated with the booking was flagged. Failures to appear were flagged if at least one charge code corresponded with a charge of failure to appear. Any hold associated with the booking was also flagged. Any bookings based exclusively on supervision violations or holds were excluded from the analysis.

The demographic factors used in this analysis are race/ethnicity, sex, and age. Age is included in the analysis as a continuous variable. A dummy variable was created for each booking month (October 2011 to October 2015) and each booking county to control for time and county fixed effects.

TABLE B1

Multivariate models of pretrial release rates, including all available characteristics

Variable	Model 1	Model 2	Model 3
	Coefficient Estimate (Standard Error)	Coefficient Estimate (Standard Error)	Coefficient Estimate (Standard Error)
Intercept	0.735*** (0.002)	0.721*** (0.003)	0.361*** (0.003)
Misdemeanor, High	-0.058*** (0.001)	-0.059*** (0.001)	-0.068*** (0.001)
Felony, Low	-0.171*** (0.001)	-0.171*** (0.001)	-0.172*** (0.001)
Felony, High	-0.199*** (0.002)	-0.198*** (0.002)	-0.202*** (0.002)
Domestic Violence Offense	-0.050*** (0.001)	-0.050*** (0.001)	-0.080*** (0.001)
Serious Offense	-0.040*** (0.002)	-0.040*** (0.002)	-0.078*** (0.001)
Violent Offense	-0.146*** (0.002)	-0.146*** (0.002)	-0.110*** (0.002)
Enhancement Offense	-0.069*** (0.004)	-0.069*** (0.004)	-0.225*** (0.003)
Sex Registrant Offense	-0.042*** (0.006)	-0.042*** (0.006)	0.051*** (0.005)
Warrant	-0.132*** (0.001)	-0.133*** (0.001)	-0.179*** (0.001)
Supervision Violation	-0.271*** (0.001)	-0.271*** (0.001)	-0.300*** (0.001)
Failure-To-Appear (FTA)	-0.001 (0.001)	-0.000 (0.001)	0.026*** (0.001)
Hold	-0.183*** (0.003)	-0.181*** (0.003)	-0.359*** (0.003)
Latino/Hispanic	-0.120*** (0.001)	-0.120*** (0.001)	-0.015*** (0.001)
African American	-0.138*** (0.001)	-0.138*** (0.001)	-0.017*** (0.001)
Asian	0.050*** (0.003)	0.049*** (0.003)	0.056*** (0.002)
Other Race, Non-White	0.006*** (0.002)	0.006*** (0.002)	0.055*** (0.002)
Female	0.055*** (0.001)	0.055*** (0.001)	0.040*** (0.001)
Age	-0.001*** (0.000)	-0.001*** (0.000)	-0.001*** (0.000)
Booking Month	N	Y	Y
Booking County	N	N	Y
R-squared	0.1239	0.1245	0.3327
Number of Observations	1,563,837	1,563,837	1,563,837

SOURCE: Author calculations based on the BSCC–PPIC Multi-County Study data (October 2011–October 2015).

NOTE: This table includes data from the following counties: Contra Costa, Fresno, Humboldt, Kern, Los Angeles, Orange, Sacramento, San Bernardino, San Francisco, Shasta, and Stanislaus. Standard errors in parentheses. ***p-value < .001; **p-value < .05; *p-value < .01.



PPIC

PUBLIC POLICY
INSTITUTE OF CALIFORNIA

The Public Policy Institute of California is dedicated to informing and improving public policy in California through independent, objective, nonpartisan research.

Public Policy Institute of California
500 Washington Street, Suite 600
San Francisco, CA 94111
T: 415.291.4400
F: 415.291.4401
PPIC.ORG

PPIC Sacramento Center
Senator Office Building
1121 L Street, Suite 801
Sacramento, CA 95814
T: 916.440.1120
F: 916.440.1121